


ERDWICH
TWO-SHAFT-SHREDDER

M/H480/2-750
M/H480/2-1000
M/H480/2-1250



Advantages and special features:

ERDWICH M/H480/2

■ **Simple maintenance:**

- | Fast access to cutter shafts
- | Individually fitted, replaceable cutters, spacing rings and sweepers

■ **Savings on operating costs:**

- | Long service life guaranteed by cutters from custom blade steel, fully hardened to permit repeated re-sharpening

■ **Highly-efficient shredding:**

- | High-precision cutter assembly with cutter shapes adjusted to the material
- | Configurable population of the cutter discs on a 6-sided shaft, ensuring optimum feed-in behaviour

■ **High throughput – low drive power consumption:**

- | Tightest-possible cutter spacing, ensuring energy-saving shredding without causing machine jams
- | Special sweeper systems with self-cleaning feature

■ **Robust and long-lived:**


- | Generously dimensioned, milled cutter shafts
- | Bulkhead seals to protect the shaft bearing from liquid and aggressive materials

■ **Cost-effective, safe operation:**

- | PLC unit featuring automated reverse and power down to protect the machine against damage from overloading or solid part

ERDWICH
TWO-SHAFT-SHREDDER

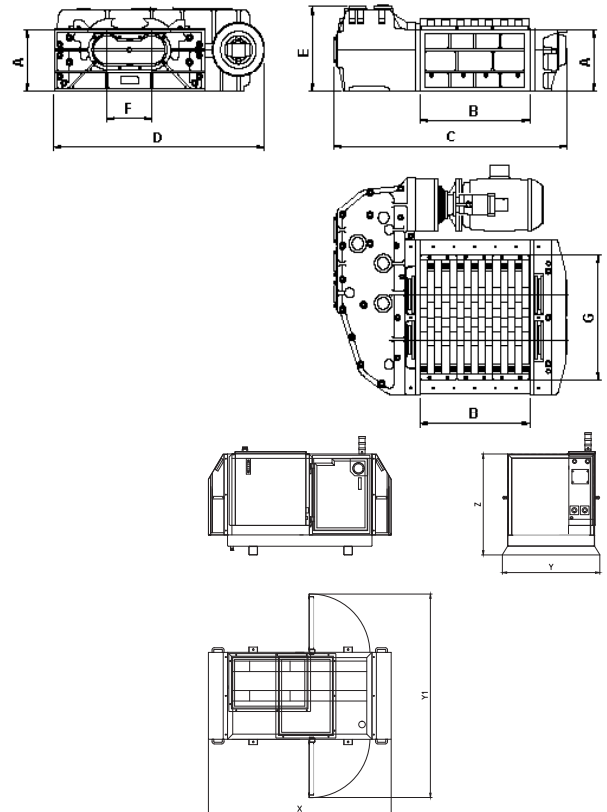
M/H480/2-750
M/H480/2-1000
M/H480/2-1250



Technical Data:

Typ	Amount of stator knives	Drive motor	Cutting unit size (LxW) mm	Gewicht in kg	Width of rotor knife (mm)
M480/2-750	2	22,0 kW	758 x 800	3.305	50
M480/2-1000	2	22,0 kW	1.008 x 800	3.755	50
M480/2-1250	2	22,0 kW	1.258 x 800	4.165	50
H480/2-750	2	30,0 / 37,0 kW	758 x 800	3.305	50
H480/2-1000	2	30,0 / 37,0 kW	1.008 x 800	3.755	50
H480/2-1250	2	30,0 / 37,0 kW	1.258 x 800	4.165	50

Dimensions:				
	Dimension	M/H480/2-750	M/H480/2-1000	M/H480/2-1250
Cutting unit length B	mm	758	1008	1258
Cutting unit width G	mm	837	837	837
Cutting unit height A	mm	415	415	415
Total length C	mm	1606	1856	2106
Total height E	mm	578	578	578
Total width D	mm	1450	1450	1450
Shaft Distance F	mm	307	307	307
Hydraulic aggregate length X	mm	2.100	2.100	2.100
*Hydraulic aggregate width closed Y	mm	1.120	1.120	1.120
*Hydraulic aggregate width open Y1	mm	2.340	2.340	2.340
*Hydraulic aggregate height Z	mm	1.160	1.160	1.160



* true for H480/2

Subject to technical changes.