

Marseille

Living room | Bedroom | Teenage room | Dining room



Soft closure system

ME

Metal handles



Storage system



Marseille is a modular furniture for bedroom, teenage room, living room, dining room.

The collection is made in pleasant colors, the combination of the wood structure of Country Oak and the delicate Cream will fulfill the apartment with tranquility. The milling at the facades makes the furniture individual. Spacious wardrobes and showcases are equipped with a soft closing system. The drawers are equipped with silent guides with a Quadro system from Hettich. A bed could be equipped with an extra lifting system and a box for linen. The display cases in the cabinets are made with a facet. Marseille collection, which is made from a high quality materials, is a perfect choice for your home!



Body material: 16 mm laminated chipboard, color "Cream" (emission class E-0.5), Byspan (RB)

Facade material: 16 mm MDF + PVC film, color "Cream/Oak Country" Kronospan (Poland) + PVC film Alfaterm (Italy)

Table top: MDF 22 mm, 38 mm

Back wall material: painted HDF with high density

Facet mirror

Hinges: GTV with door closer

Pull-out system: silent guides with Quadro door closer from Hettich

Metal handles Gamet

Legs: 16 mm MDF

Melamine edge

Shelves: 16 mm laminated chipboard, 5 mm glass


Optional: LED lighting for glass shelves (transformer, LED unit)

-Deep classic **milling**

-Rounded milled side overlays

-Rounded legs

Cream



Country
Oak

Chest/ Chest of drawers



Chest
MH-126-15
WxHxD
164 x 101 x 49 cm



TV stand
MH-126-13
WxHxD
144 x 61 x 49 cm



Chest
MH-126-16
WxHxD
144 x 81 x 49 cm



Chest of drawers
MH-126-06
WxHxD
105 x 93 x 52 cm



Bedside table
MH-126-02
WxHxD
53 x 61 x 45 cm

- double thickened table top from 16 mm MDF + 38 mm MDF
- chest of drawers MN -126-06 could easily turn into a dressing table by hanging a mirror over it,
- size range in width from 53 cm to 164 cm, in height from 61 cm to 101 cm, in depth 45 cm to 49 cm
- the maximum permissible load on the drawer is 5 kg, in the chest of drawers MN-126-06 it is 15 kg

Cabinet



Cabinet
MH-126-19
WxHxD
114 x 200 x 48 cm



Cabinet
MH-126-11
WxHxD
64 x 200 x 48 cm



Cabinet
MH-126-12
WxHxD
64 x 200 x 48 cm



Cabinet
MH-126-22
WxHxD
64 x 200 x 48 cm




Cabinet
MH-126-21
WxHxD
64 x 200 x 48 cm



Lightning transformer
LD-3SL15-00



Lightning LED Block
LD-3SKL-ZB



Facet

- 16 mm MDF case
- 38 mm MDF top panel
- glass is installed in a groove with transparent silicone
- maximum permissible weight on a glass shelf is up to 2.5 kg
- showcase door position changes from left to right
- size ranges in width from 64 cm to 114cm
- the maximum permissible load weight on the drawer is 5 kg

Wardrobe



Wardrobe
MH-126-05-200
WxHxD
94 x 220 x 63 cm



Wardrobe
MH-126-03
WxHxD
165 x 220 x 63 cm



Wardrobe
MH-126-04
WxHxD
204 x 220 x 66 cm

- MDF cornice 28 mm
- in the MN-126-05-200 wardrobe additional set of shelves MN-126-20 can be installed
- size ranges in width from 94 cm to 204 cm
- shelves differs in width from 35 cm to 1000 cm
- the maximum permissible load weight on the drawer is 5 kg

Shelf



Shelf
MH-126-09
WxHxD
125 x 29 x 18 cm
-cornice MDF 28mm
-load weight is up to 5 kg



Set of shelves
MH-126-20
WxHxD
43 x 132 x 50 cm
Additional to wardrobe
MH-126-05-200

Table/coffee table/desk



Coffee table
MH-126-10
WxHxD
110 x 50 x 60 cm



Table
MH-126-14
WxHxD
160 x 76 x 84 cm



Unfolded table
WxHxD
205 x 76 x 84 cm



Table
MH-126-17
WxHxD
130 x 75 x 61 cm

- table top is from 22 mm MDF
- 38 mm MDF legs
- sliding mechanism (in MN-126-14): ball guides for the table - AKS
- 25 mm chipboard side support in desk MN-126-17
- the chest changes position (in MN-126-17 desk) from left to right
- the maximum permissible load weight on the drawer is 5 kg

Mirror



Mirror
MH-126-08
WxHxD
105 x 75 x 13 cm



Mirror
MH-310-01
WxH
47 x 162 cm

Bed



Bed MH-126-01-140

WxHxD
157 x 100 x 212 cm
Mattress size:
140 x 200 cm



Bed MH-126-01

WxHxD
177 x 100 x 212 cm
Mattress size:
160 x 200 cm



Bed MH-126-01-180

WxHxD
197 x 100 x 212 cm
Mattress size:
180 x 200 cm



Bed MH-126-18

WxHxD
107 x 91 x 208 cm
Mattress size:
90 x 200 cm



The lifting mechanism is in the set of the bed

- 32 mm MDF headboard
- 25 mm chipboard sidewalls
- orthopedic lattice base
- in MN-126-18 bed the base is from 16 mm laminated chipboard
- power of the lifting mechanism is 800 N
- additional element: a box with a lifting mechanism
- MN-126-18 bed is equipped with a lifting mechanism, its position changes from left to right
- bed size ranges in width of the mattress from 90 cm, 140 cm to 180cm

Box for linen with lifting mechanism




Box for linen MH-126-07-140

WxHxD
129 x 24 x 192 cm
Additional element with lifting mechanism for bed MH-126-01-140
Cream Color



Box for linen MH-126-07

WxHxD
149 x 24 x 192 cm
Additional element with lifting mechanism or bed MH-126-01
Cream Color



Box for linen MH-126-07-180

WxHxD
169 x 24 x 192 cm
Additional element with lifting mechanism for bed MH-126-01-180
Cream Color

- case from laminated 16 mm chipboard
- two storage sections
- power of the lifting mechanism is 800 N
- size ranges in width from 140 cm to 180 cm
- additional storage system, box isn't included in a bed set